








KIR-Rohre		1.1.1		
	KIR-Rohr	-20	1005	1.25
		25	1006	1.70
		32	1007	2.75
		40	1008	3.95
		50	1009	5.90
		63	1010	8.75


KIR-Bögen		1.1.1		
	KIR-Bogen steckbar	-20	1138	1.90
		25	1139	2.55
		32	1140	3.40
		40	1147	4.55
		50	1148	9.15
	63	1149	16.55	
	KIR-Bogen -25 m Biegefeder erstellen	45-90°	1018	


KIR-Rohre hf lichtgr		1.1.1		
	KIR-Rohr hf lichtgr	-20	125 140	3.10
		25	125 141	4.—
		32	125 142	6.25
		40	125 143	8.45
		50	125 144	11.10
		63	125 145	22.60


KIR-Rohre hf sw		1.1.1		
	KIR-Rohr hf sw UV-stabil	20	1577	7.55
		25	1578	9.95
		32	1579	14.75
		40	1580	19.90



Klemmbriden sw		1.1.2		
	Klemmbride sw	20	1595	1.60
		25	1596	1.95
		32	1597	2.50
		40	1598	3.70


KRH-Rohre		1.1.2		
	KRH-Rohr	20	1031	2.60
		25	1032	3.80
		32	1033	5.90
		40	1034	8.85
		50	1035	12.65
		63	1036	19.95


	KRH-Bogen m Fön erstellen	45-90°	1028	
--	---------------------------	--------	------	--


Rohrschellen Clic		1.1.2		
	Rohrschelle Clic	-20	126 274	-75
		25	126 275	1.—
		32	126 276	1.15
		40	126 277	2.—
		50	126 278	2.25
		63	126 279	3.20


Al-Rohre		1.1.3		
	Al-Rohr	-20	155 001	3.05
		25	155 002	4.50
		32	155 003	5.80
		40	155 004	7.90
		50	155 005	10.20
		63	155 006	14.45



Al-Bögen		1.1.3		
	Al-Bogen steckbar	-20	125 047	7.45
		25	125 048	9.60
		32	125 049	12.40
		40	125 050	20.10
		50	125 051	41.80
	63	125 052	57.90	
	Al-Bogen -25 m Biegefeder erstellen	45-90°	1048	

Al-Klemmbriden		1.1.3		
	Al-Klemmbride	-20	126 141	2.60
		25	126 142	2.80
		32	126 143	3.10
		40	126 144	3.40
		50	126 145	4.—
		63	126 146	4.30

Schnellverleger		1.1.3		
	Schnellverleger Al o Gegenwanne	16/20	1241	1.95
		25	1242	2.35
		32	1243	2.70
		40	1244	3.65
		50	1245	4.55
		63	1246	8.90

ERZ-Rohre		1.1.4		
	ERZ-Rohr	-20	1021	9.65
		25	1022	12.50
		32	1023	16.15
		40	1024	20.80
		50	1025	26.65
		63	1026	35.60

ERZ-Bögen		1.1.4		
	ERZ-Bogen	-20	1131	6.70
		25	1132	7.85
		32	1133	10.65
		40	1134	16.80
		50	1135	34.30
		63	1136	48.50

Rohrschellen verz		1.1.4		
	Rohrschelle verz M6	-20	1201	2.85
		25	1202	3.—
		32	1203	3.05
		40	1204	3.80
		50	1205	4.15
		63	1206	4.75
	Gewindestange verz M6	-250	1200	-75